



2023 YEARLY REPORT

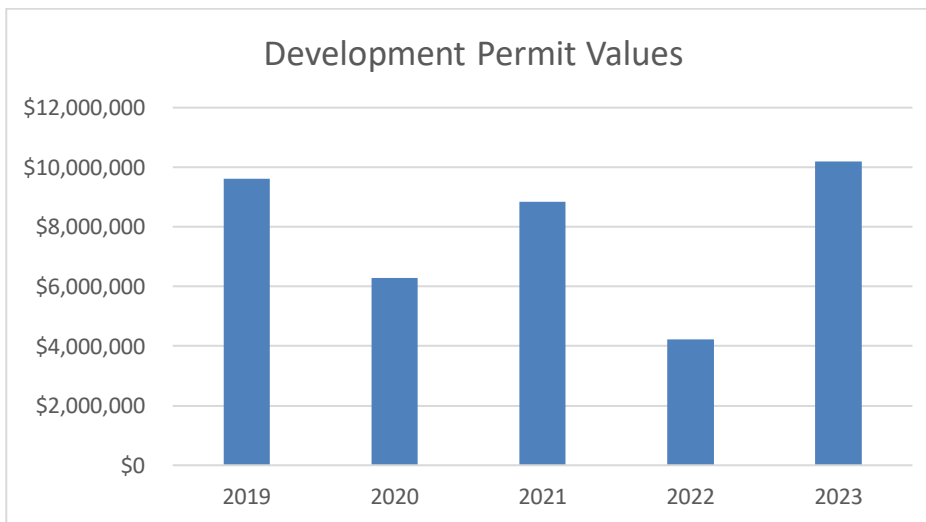
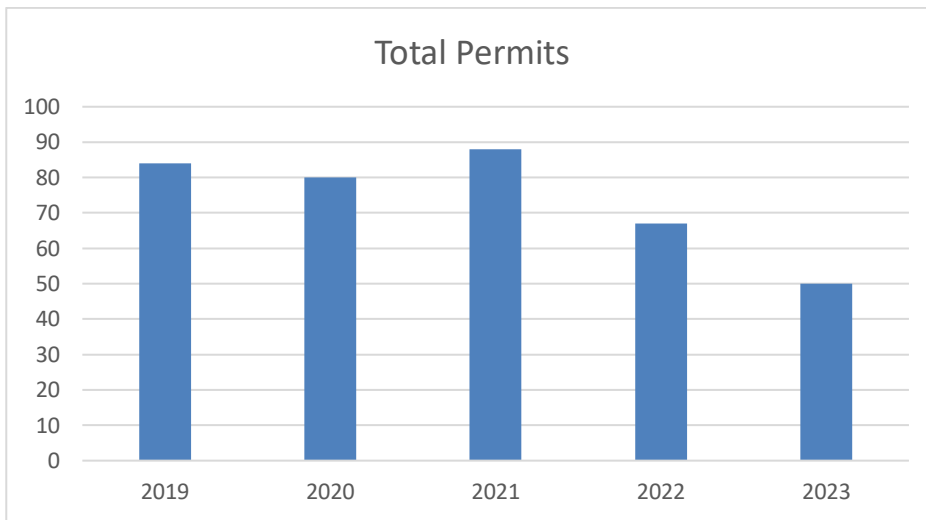
DEVELOPMENT STATISTICS (JANUARY – DECEMBER)

Prepared by Julia Darling, Development Officer & Athena Tymofichuk, Corporate Services
Administrative Assistant, Town of Edson
planning@edson.ca

Highlights

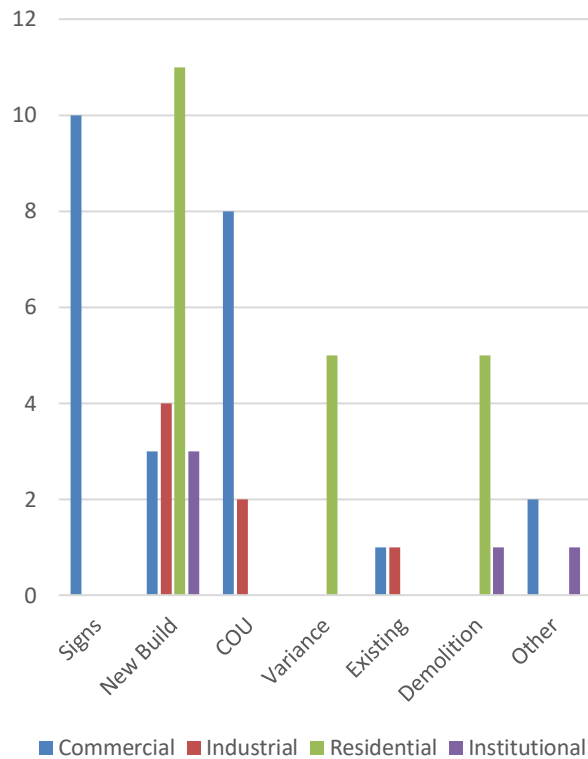
- In 2023, the development of a Natural Gas Liquids (NGL) Plant was approved.
- In 2023, the development of Yellowhead Agriculture Society new Indoor Riding arena was approved.
- In 2023, the Edson and District Library Renovation was approved.

CATEGORY	2019	2020	2021	2022	2023	2023 Permits Issued
RESIDENTIAL	\$1,140,775	\$1,607,448.00	\$1,245,248.00	\$1,75,350.00	\$947,000.00	19
COMMERCIAL	\$4,554,380	\$4,009,200.00	\$886,700.00	\$2,037,955.70	\$1,258,592.41	21
INDUSTRIAL	\$3,847,900	\$30,000.00	\$6,705,000.00	\$650,000.00	\$7,115,000.00	6
INSTITUTIONAL	\$81,000	\$630,000.00	\$9,000.00	\$1,368,177.00	\$869,000.00	4
TOTAL PERMIT VALUE	\$9,624,055.00	\$6,276,648.00	\$8,845,948.00	\$4,056,132.70	\$10,189,592.41	
TOTAL PERMIT APPLICATIONS	84	80	88	67	50	

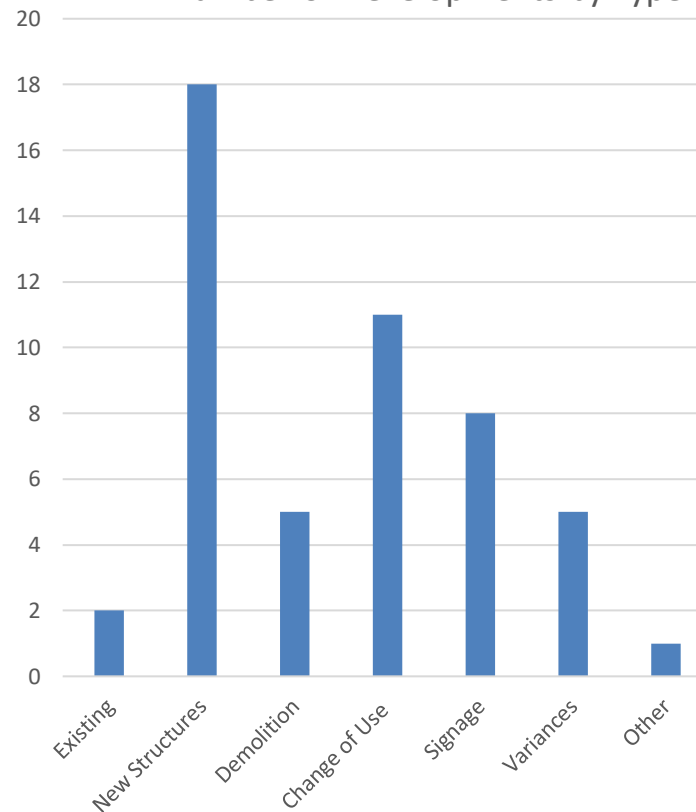


Applications	No. of Permits
Received	53
Issued	50
Refused	0
Withdrawn	2
Not Required	0
Extensions	0
Deemed Incomplete	0

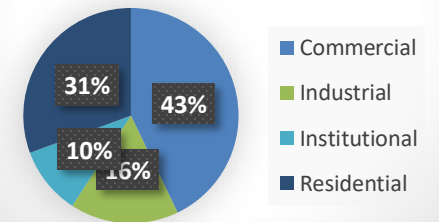
Types of Development per Land Use District



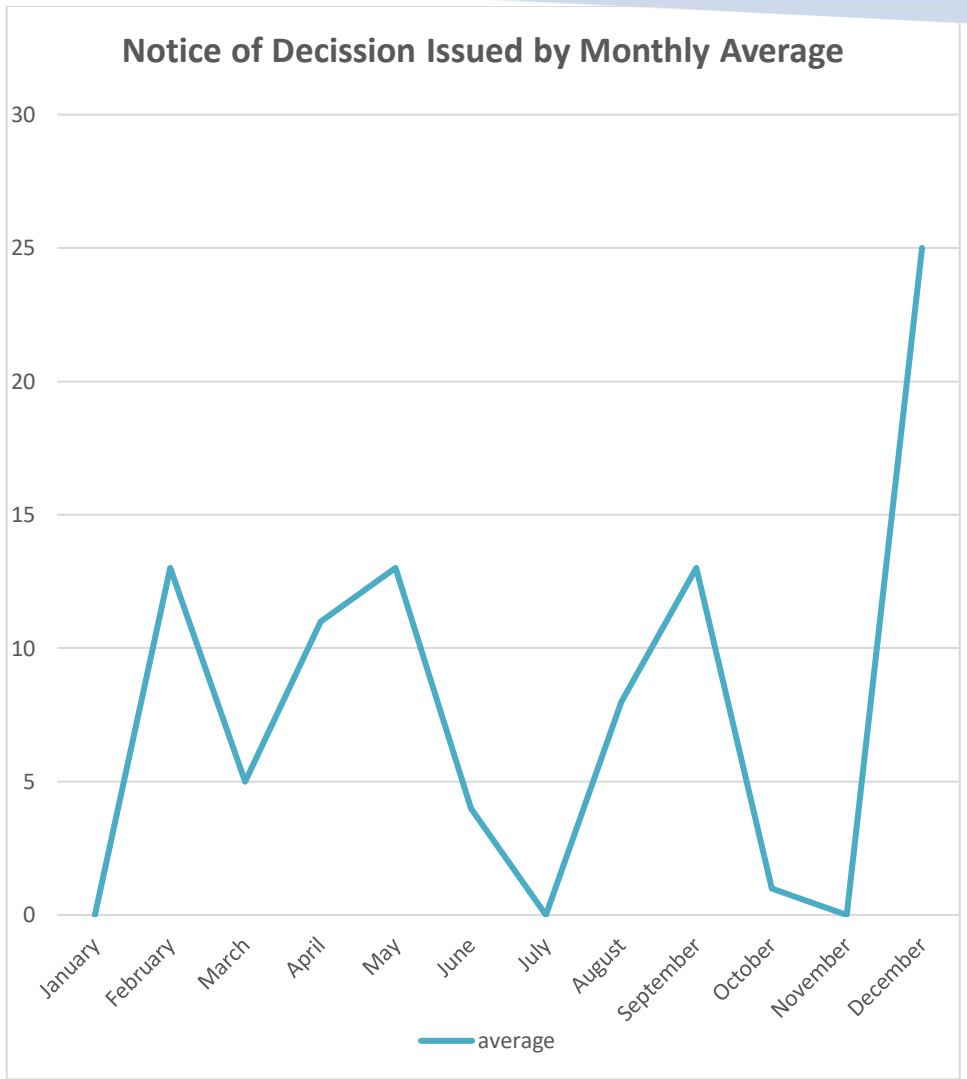
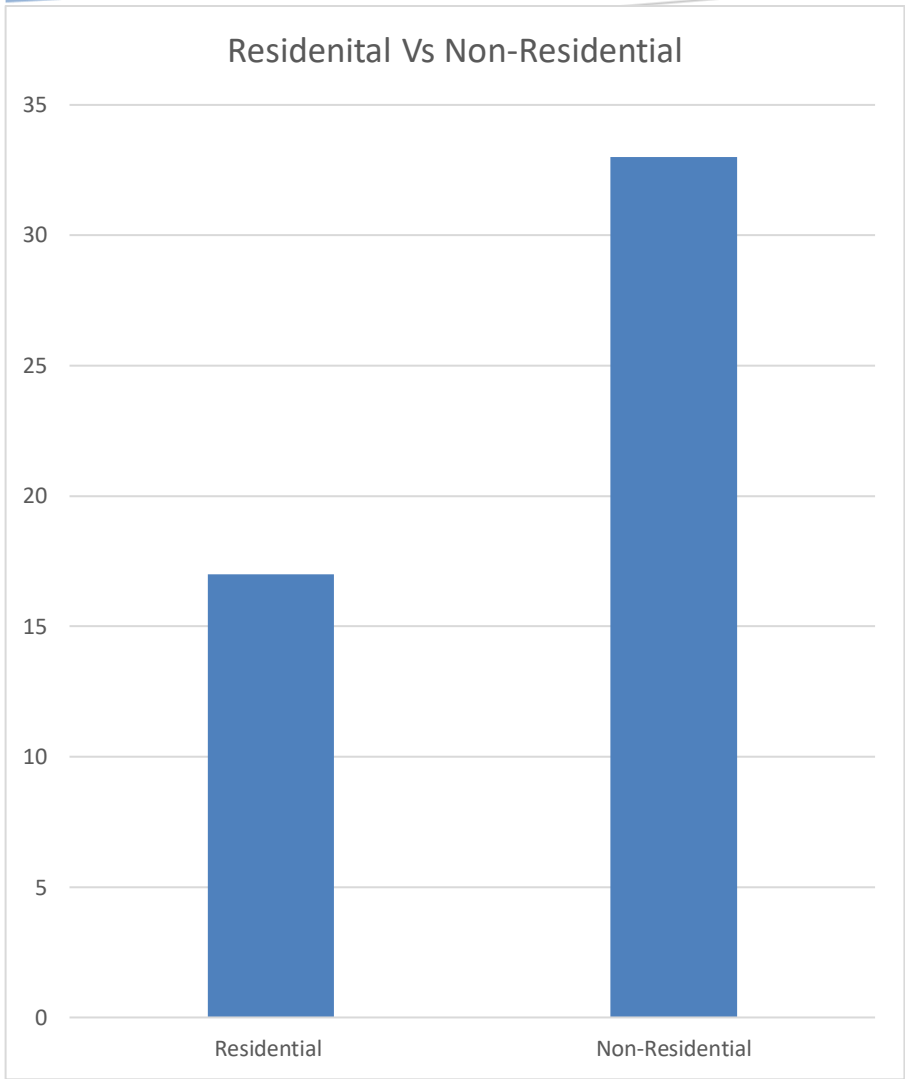
Number of Developments by Type



Land Use District Permit Applications



- Permits can contain more than one type of application.
- Information in graph is based on applications received not permits issued.



Total of Developments for 2023: 63 developments

*Number of each type is calculated based off the development amount, not permit total.

** "Other" category includes revoked, refused, withdrawn, change of hours, temporary, and parking only

- 62% of Development Permits issued were Non-Residential.
- Notice of Decision (40-day Legislated timeline) 2023 monthly average is 9 days.